


FIBERGLASS DOORS
MAINTENANCE FREE DOORS
STEEL DOORS



Long Island
W H O L E S A L E R S

Door Options

Choose your door, frame and glass.

Long Island Wholesalers offers you an unsurpassed collection of elegant entryways.

Shown inside this catalog —

- Door types and styles,
- Doorlight and sidelight configurations,
- Customized glass options,

In most cases the decorative glass shown is available in all the doors we offer. In cases where a doorlight is not available in a specific door, it is indicated with a “★”.

Pleasant Shopping!

Maintenance Free Vinyl

Whitewater

Featuring a maintenance-free white vinyl door with a white vinyl frame and profiled brickmold that resists mold, mildew, rot, fungus and dirt build-up.



Maintenance free doors are supplied with white vinyl jambs, see frame options for additional choices. Door and frame can be easily painted to match any color scheme.

Steel

Metropolitan

Premium 24 gauge electro-galvanized facings fitted with 18-gauge metal-edge construction to give superior strength and durability. All doors come with a wood lock reinforcement and superior insulating performance.



Builders Choice



A high quality 25 gauge electro-galvanized steel facing with a wood-edge construction. All doors without glass come with a 20-minute affidavit fire label. It is superior to other competitive steel doors.

Steel doors are supplied with prime wood jambs, see frame options for additional choices. Metropolitan doors are available with a 90-minute UL classified fire rating.

Maintenance-free frame

White vinyl clad wood frame and profiled vinyl brickmold, sealed with high performance compression weather-stripping and adjustable oak aluminum sill maintains a solid defense from the elements.

NEW!



Conventional Wood Frame

Primed, clear pine or oak and matching profiled brickmold, sealed with high-performance compression weather-stripping and adjustable oak aluminum sill. Builders Choice doors are standard with fixed sill. Traditional or custom frames are also available.

Frame



Features at

Fiberglass

Attractive

Fiberglass doors give you a warm wood-like appearance with none of the problems associated with wooden doors.

Durable

Fiberglass doors will resist dings, dents, and won't warp, crack or rot.

Choice of 2 types of fiberglass



Oakcraft Stainable Fiberglass Series

Featuring woodgrain textured fiberglass that is engineered for strength as well as beauty. Extra deep oak wood graining is 25% deeper than competitive doors.

Woodgrain was developed specifically to be stained to provide the rich look of real wood.

**LIMITED
LIFETIME
WARRANTY**

Artek Paintable Fiberglass Series

Featuring a smooth fiberglass door that was developed to provide a durable paint grade surface that will resist clings, dents and the abuse of the construction environment.



**LIMITED
25
YEAR
WARRANTY**

Fiberglass doors are supplied with prime wood jambs, see frame options for additional choices.

Options

Adjustable Steel Frame (Span-Rite)

The handsome look of a traditional wood frame available in a 2-piece frame, which provides added strength and security. Span-Rite frames are rated for 90-minute fire door applications and carry the UL classified mark.


Applications:

- House to garage
- Front Entry for Security
- Motel Room Entry
- Multi-family installations



Replacement Steel Frame

For existing openings without frame removal. Rugged 18 gauge steel frame comes with threshold, weather stripping, hinges and is ready to install onto existing wood frame.*



**Special order only.*



1 1/2 hour fire rated system with a Metropolitan Door.

a glance

Choose your door,
frame,
and glass,
to create your own
perfect entryway.

CHECK
INSIDE FOR
THE DOOR
THAT'S
RIGHT FOR
YOU

LONG ISLAND
WHOLESALE
PROUDLY
PRESENTS
THE REGION'S
FINEST
SELECTION
OF DOORS


Shop this catalogue for
energy-efficient,
high-performance entry
doors and fine glass patterns.
All doors are manufactured

by Premdor which is
among the world's
largest suppliers of
doors and featuring
RSL Glass.

Premdor is a
publicly traded company
on the New York Stock
Exchange.

CHECK
INSIDE
TO SEE
BEAUTIFUL
GLASS

Full Ovals & Sidelights



Taj 3948 Oval Doorlight with Taj 3026 Sidelight and Taj Elipitical Transom



3026 PS



3948 PS

These popular brass designs are the same. These samples demonstrate that changes to glass patterns and color or came metal make a dramatic difference. You can customize any brass doorlight or sidelight.

(See page **xx**)

Full Ovals Measure $19 \frac{3}{8} \times 56 \frac{3}{4}$ and use door style **XX**.



3948 BC



3026 BC

Available in any of our fiberglass, whitewater and steel door systems.



3026 SM



3948 SM



3026 FR



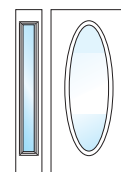
3948 FR



3026 IM



3948 IM



*Stained Fiberglass Door with Bevel Cluster 3948 Oval Doorlight
and 3026 BC Sidelights*

Full Ovals & Sidelights

Available in any of our fiberglass, whitewater and steel door systems.



Whitewater Door with Crystal Etch (CE) 3948 Oval Doorlight and 3026 CE Sidelights and Rectangular Transom.



3026 CM

3948 CM

3948 TAJ

3026 TAJ



New Seaview Oval

3026 AV

3948 SV



3026 TAJ

3948 SE



Fiberglass Door with Smoked Oval 3948 Doorlight, 3026 SM Sidelights and Elliptical Transom



3026 CE



3948 CE



3026 SS



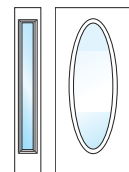
3948 SS



3026 CS



3948 CS



free maintenance
lifetime warranty



3948 LP



3026 AS



3948 OB



3026 SS



3948 GE



3026 GE



Whitewater Doors with Bevel Cluster (BC) 3948 Oval Doorlights

3/4 Ovals



Stained Fiberglass 3/4 Oval Door with Taj 3947 and 3026 Sidelights



The RSL vinyl frames can be painted or stained to match your fiberglass door.



3026 AS




3948 AS



3948 LP





3026 AS




Asbury 3947 3/4 Oval with 3026 AS Full Sidelights

Available only in our fiberglass, or whitewater door systems.



48" Sidelights



3/4 Oval Stained Fiberglass Door with 3947 Bevel Cluster Oval Doorlight and Full 3026 BC Sidelights

Full Doorlights & Sidelights



Double Steel Doors with new Seaview 3100 Doorlights and 3026 SE Sidelights.



3026 BC




3100 BC



3026 BC



3026 AV



3100 AV



3026 CM



3100 CM

Available in any of our fiberglass, whitewater and steel door systems.




3026 BB



3100 BB



3026 SM



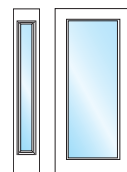
3100 SM



3026 FR



3100 FR



3026 G



3100 G



3026 TAJ



3100 TAJ



3100 BB with 3026 BB and Elliptical Transom BS



Double Steel Doors with GE 3100 Full Doorlights



Full Doorlights & Sidelights

Available in any of our fiberglass, whitewater and steel door systems.



3026 SS



3100 SS



3026 CE



3100 CE



3026 GE



3100 GE



3026 LP



3100 LP



Change to all FR sl...



3026 IC



3100 IC



3177 IM-9



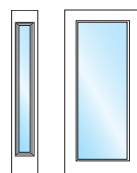
3142 IM



3177 IM)



3185 IM



3026 CS



3100 CS

Internal muntin grids are sealed between tempered glass. They enhance the aesthetic appearance of insulated glass designs and are easy to maintain and clean. They won't fade, discolor or scratch.



Eclipse Internal Blinds can tilt in any position providing just the degree of privacy you want. They are available with or without muntins.



*Ornate Bevel (OB) 3100 Doorlight and 3026 OB Sidelights
(Shown only in this door unit)*



Half Doorlights & Sidelights



Steel Door with Smoked Half Doorlight 3089 and 3034 SM Sidelights




3034 SM



3089 SM




3034 BC



3089 BC



3034 TAJ



3089 TAJ



3034 FR



3089 FR




3034 PS



3089 PS

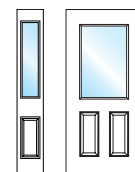


3034 SE



3089 SE

Available in any of our fiberglass, whitewater and steel door systems.



3034 AV



3089 AV



3034 CM



3089 CM



3034 IC



3089 IC



3034 CE



3089 CE



Fiberglass Door with two 3034 GE's



3034 CS



3089 CS



3034 G



3089 G



3034 SS



3089 SS



Eclipse



Eclipse with muntins



3111 IM



3156 IM



3156 IM - Prairie



Half Doorlights & Sidelights



3034 AS



3089 AS



3034 GE



3089 GE



3034 GE



3089 GE



3034 OB



3089 OB



Steel Door with 3034 BC Sidelights & BC Rectangular Transom



Double doors with Constellation Series (CS) 3034 lights. 8x36" Sidelights are frequently doubled in a 2 panel door to create a tudor-style effect.

3188 Doorlights



3188 BC



3188 CM



3188 CS



3188 GE




3188 SM



3188 SS




Round Tops



3601 AV
(22 x 64)



3501 BC with 3501 BC and Elliptical Transom



3601 CE
(22 x 64)



3501 TAJ



3401 TAJ



3501 AV



3401 AV



3501 SM



3401 SM



3501 FR



3401 FR